



VantageLive!™

A seamless solution for ready-to-use mobility data

Benefits of VantageLive!



Collect, present and utilize accurate intersection data while saving time, money and resources



Immediate access to vehicle, bicycle and pedestrian data 24/7



Utilize your existing infrastructure for more value-added features



Make your data come alive

VantageLive! is an easy to use, web-based data service that allows users to view activity at their intersections by automatically collecting and analyzing vehicle, bicycle and pedestrian data. VantageLive! is the first service of its kind to simplify the process of presenting turning movement count data and has the potential to replace most or all temporary data collection efforts.

Utilizing the cloud-based infrastructure, VantageLive! automatically provides regular updates without any effort from the user. The Vantage Data Engine receives data from Iteris Vantage platforms installed throughout the agency and securely sends it to the cloud. Data and information can then be viewed via a web browser by multiple agency personnel; from traffic engineers to the planning department and beyond.

Turning data into insights

VantageLive! provides a robust data set that can be used for signal timing optimization. Users have the ability to generate both common UDF data and peak hour summary reports with peak hour factor calculations. These reports provide detailed information about turning movements and departing data that will quickly allow engineers and planners to optimize signal timing that was previously done with time consuming manual report generation.



TRAFFIC PRODUCTS

Traffic solutions you can count on

28 N. Bacton Hill Road Malvern, PA 19355 (610)644-8150 trafficproducts.net
support@trafficproducts.net

VantageLive!™

A seamless solution for ready-to-use mobility data

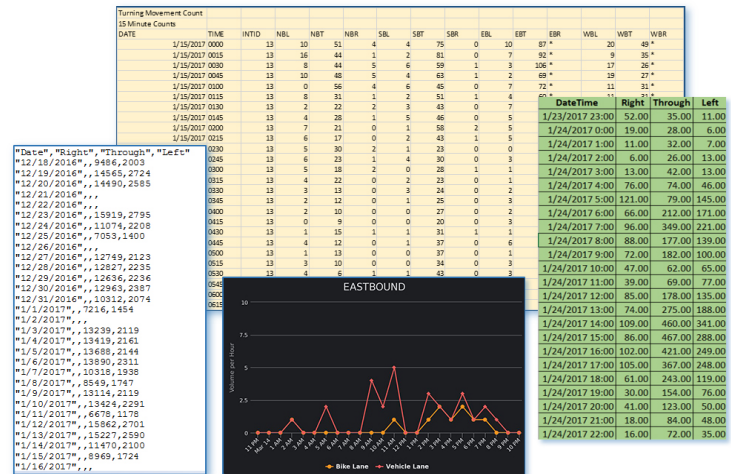
Features

- View and download charts and graphs in various file formats including JPEG, PNG, PDF and SVG
- Export readily available traffic data reports in Excel, CSV or UTF8/Synchro
- Generate multi-day peak hour summary calculations for every intersection
- Customize data by view of daily, weekly, monthly or yearly information
- Review of historical data analysis
- VantageLive! allows for simultaneous, multi-user access
- Seamless integration with Edge®, Vantage Next® and VantageRadius™



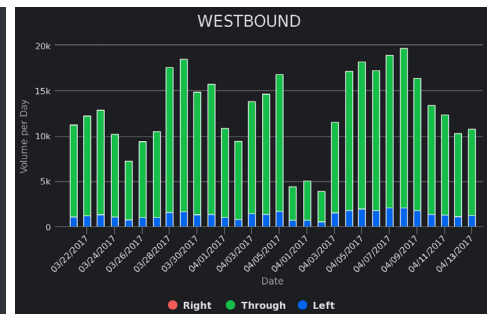
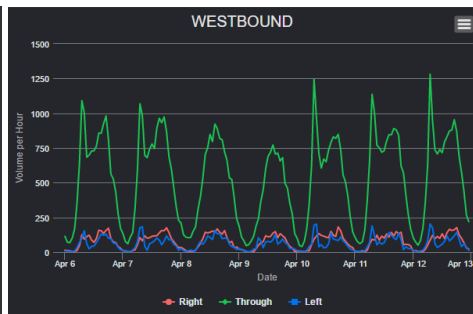
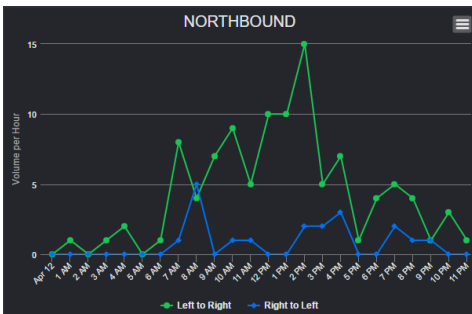
Peak Hour Summary

A customized peak hour calculation and summary can be generated.



Customizable Reports

Detailed reports can quickly be viewed and exported in various formats.



Powerful Graphs and Dashboard

Included with VantageLive! is an intuitive dashboard that displays up-to-date system-wide information on all collected data. Users have the ability to conveniently view vehicle, bicycle and pedestrian volume.



Copyright © 2017 Iteris, Inc. All rights reserved.

NOTICE: Iteris, Inc. reserves the right to change product specifications without notice. Information furnished is for informational purposes only. This information may not be complete or the latest revision. For the most up-to-date information, please contact Iteris, Inc.



TRAFFIC PRODUCTS

Traffic solutions you can count on

28 N. Bacton Hill Road Malvern, PA 19355 (610)644-8150 trafficproducts.net
support@trafficproducts.net